



ED  
EMBERLEY'S



GREAT  
THUMBPRINT  
DRAWING  
BOOK



# GREAT ED EMBERLEY'S THUMBPRINT DRAWING BOOK




SCHOLASTIC INC.  
New York Toronto London Auckland Sydney



# WHERE TO FIND IT PAGE

- |    |                  |    |                     |
|----|------------------|----|---------------------|
| 3  | HERE'S HOW       | 17 | SPORTS              |
| 5  | PERSON - WALKING | 18 | ANIMAL ACTION       |
| 6  | FISH - BIRD      | 20 | CRITTERS            |
| 7  | SPIDER - RABBIT  | 23 | BUGS                |
| 8  | HALLOWEEN - FROG | 24 | BIRDS               |
| 9  | FOLKS - MOUTHS   | 26 | HOLIDAYS            |
| 11 | EYES             | 29 | FLOWERS             |
| 12 | HAIR             | 31 | MORE THUMBS         |
| 13 | HATS             | 33 | THIS AND THAT       |
| 15 | ACTION           | 35 | WAYS TO MAKE PRINTS |





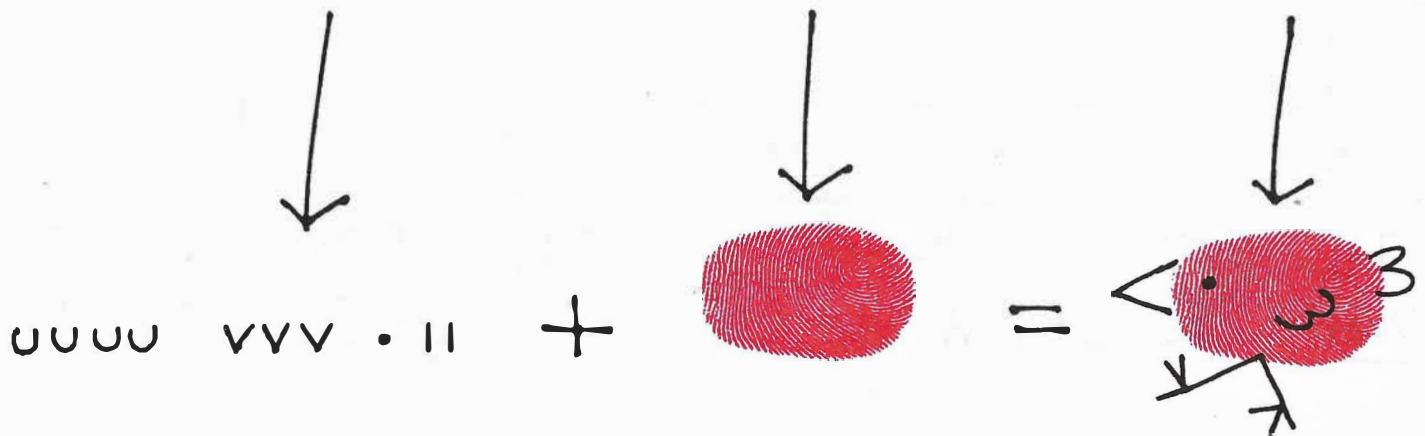
THIS BOOK SHOWS HOW TO DRAW PICTURES.  
USING THIS NAME AND THUMBPRINTS.




IVY LOU



FOR INSTANCE,  
THESE LETTERS PLUS THIS PRINT MAKE THIS BIRD!




# HERE'S HOW



THIS ROW SHOWS  
WHAT TO DRAW.

THIS ROW SHOWS  
WHERE TO PUT IT.

**ALSO**



THERE WILL BE : ↑  
LETTERS TURNED AROUND,  
SCRIBBLES,  
AND FILLING IN.

(THIS SIGN MEANS FILL IN → )

# FOR INSTANCE

PERSON (MORE FOLKS ON PAGE 9)



(JUST A LINE CAN MAKE A HAT.)

..

U

||

||

--

—

WALKING (MORE ACTION ON PAGE 15)



..

U

^


^

..

—



# FISH (MORE CRITTERS ON PAGE 20)



.

∪

∪ ∪ ∩

∪ ∪

∪ ∪ ∪ ∪ ∪

# BIRD (MORE BIRDS ON PAGE 24)



.

<

∪ ∪

∪ ∪

∥ ∥

> <

# SPIDER (MORE BUGS ON PAGE 23)



..

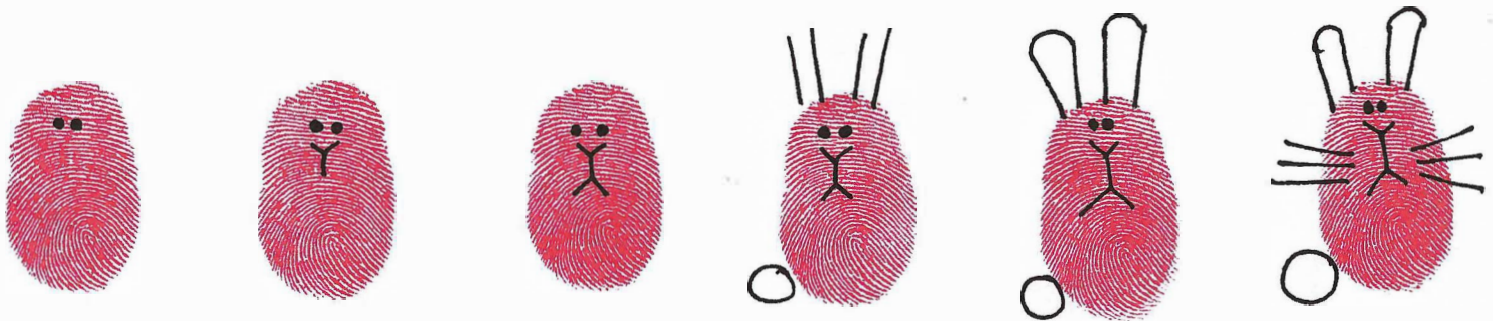
u

≡

≡

|

# RABBIT (MORE ANIMALS ON PAGE 20)



..

Y

^

o |||

o o

≡ ≡









# HALLOWEEN (MORE HOLIDAYS ON PAGE 26)



# FROG (MORE THINGS WITH 2 THUMBPRINTS ON PAGE 31)



# FOLKS



SHOUTING

••    ˘    —    ˘

SCARED

••    ˘    —    ˘

SLEEPING

˘    ˘˘

SMILING

˘    ˘˘

CRYING

˘˘˘    —    ˘˘˘˘˘

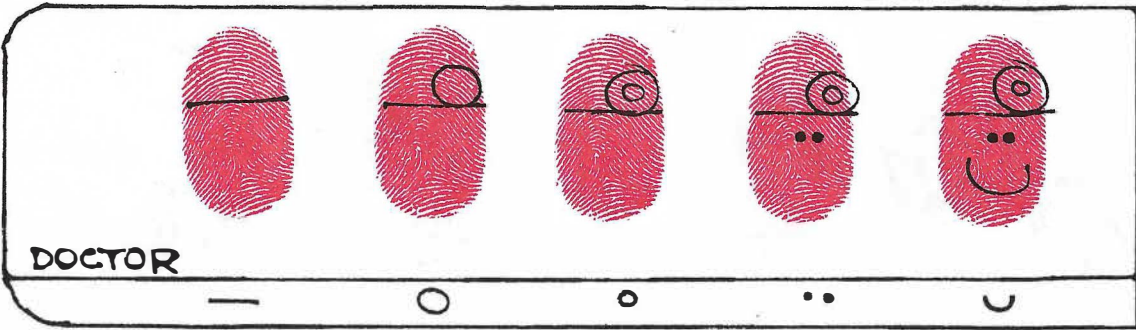



WHISTLING

˘˘    •

SINGING

˘˘    0    •    1    7

OTHERS






CROOK




OTHERS

# HAIR




SCRIBBLES MAKE GOOD HAIR, WHISKERS, SKIRTS AND SHAGGY DOGS.



HERE ARE SOME MORE SCRIBBLES AND SOME SPECKS AND SCRATCHES.

# HATS



**CAP**

**HATS**

**COWBOY**

**COWGIRL**

**FOOTBALL**






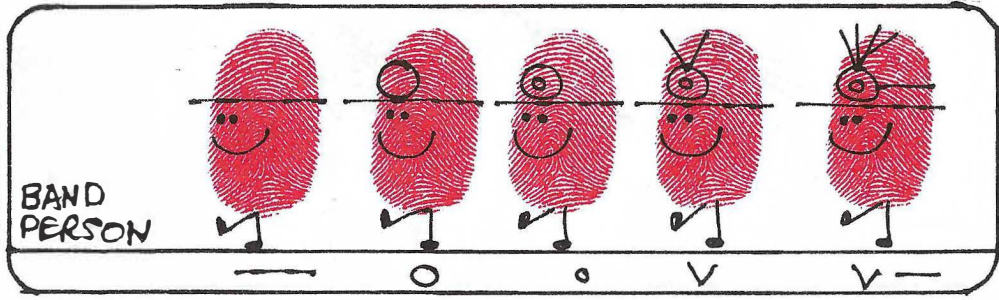

**SIDE VIEW**

**FIREMAN**

**SKI CAPS**

**ETC.**






# ACTION




WALKING



BACK VIEW




WALKING  
OVER  
THAT WAY →



←



SIDE VIEW





RUNNING



KICKING



JUMPING



KNEELING



BASKETBALL  
PLAYER



..

u

v \

┌ -

//

o

o = 2 ml

SURFER



..

u

┌ ┌

>>

//

ETC.

ETC.

BOXING



..

u

-

u

o o

//

o o



ETC.



# ANIMAL ACTION




STANDING



WALKING



RUNNING





SLEEPING



FRONT VIEW



BACK VIEW



LAUGHING



WORRIED



ANGRY



SITTING  
DOWN



SINGING




PIGLET



JUMPING  
OVER

# CRITTERS



**LION**

.. v Y A - m UUUUUU **SMILING**

**CAT**

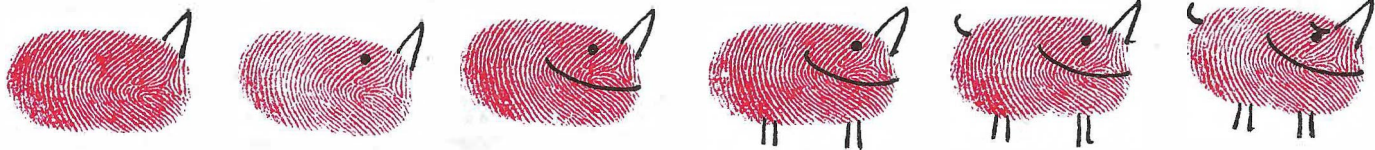
.. v u - A A u u u u u u u u u u u u **WINKING**

**ELEPHANT**


.. u u u c ) **SLEEPING** **SMILING**




ELEPHANT



RHINO



DOG




MONSTER



BEAVER







OWL

oo


..

v ll

uuu

ll uu uu

ll ^ ~~~



TURTLE

=

~

~

~

nn uu

..



BEAR

..

.

~

~

~ ~

~ ~~~~



DOG

..

.

uu

ll ll

uu

llll



HAMSTER




HAMSTER  
TOP VIEW

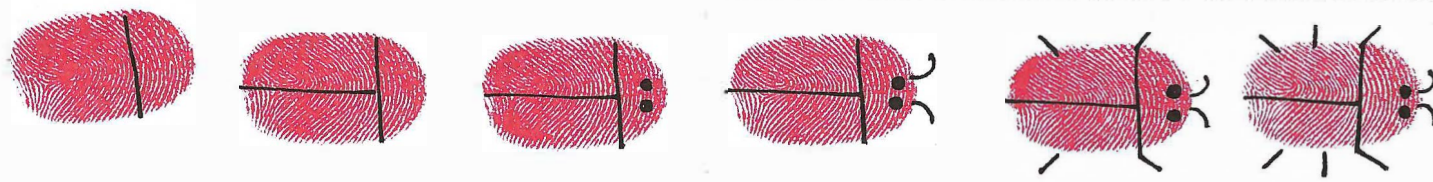






BUG




BEE




BEETLE




CATERPILLAR




# BIRDS




STANDING



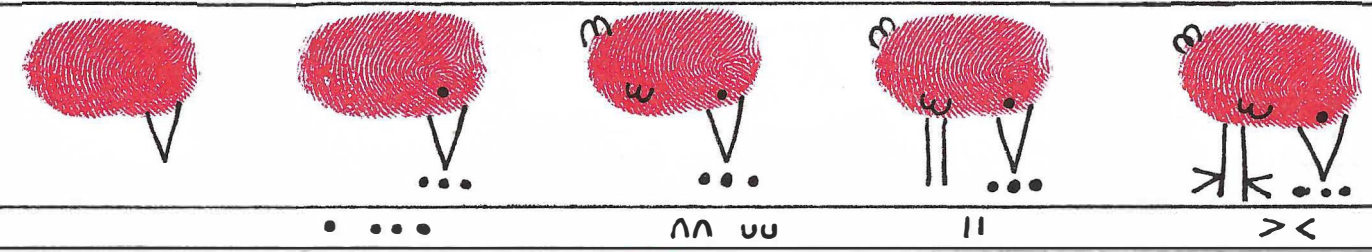
RUNNING







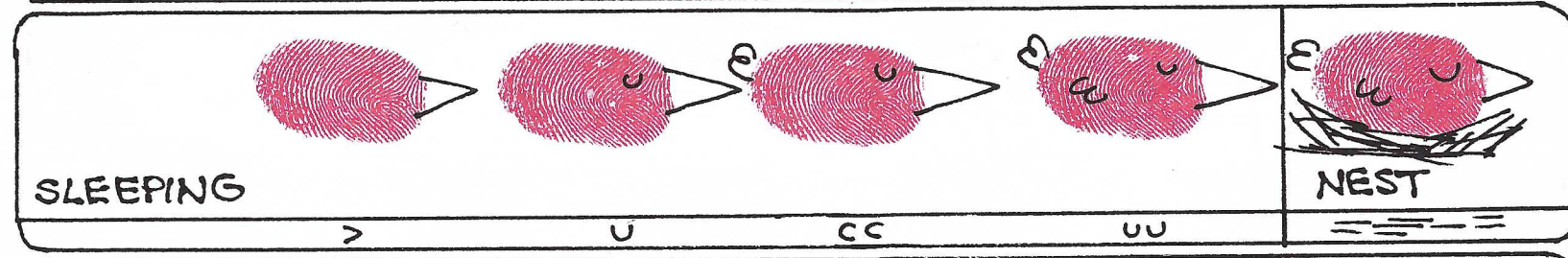
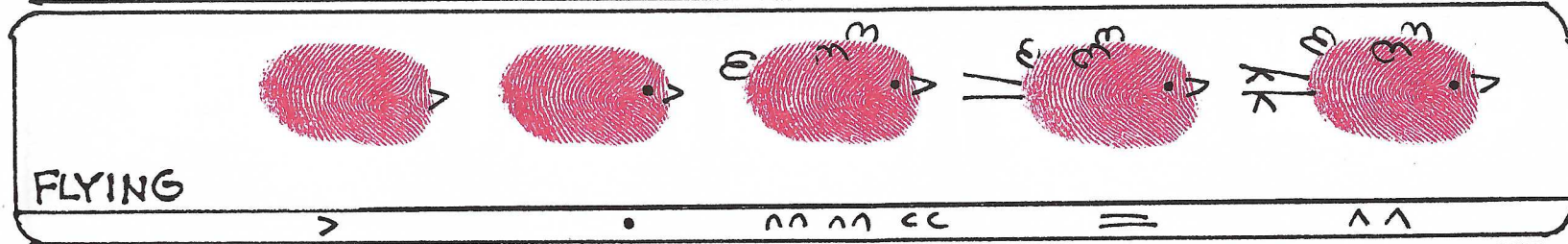



SINGING




EATING





# HOLIDAYS



**SANTA**

— — — — — — — —

**FIRE CRACKER**

— — —


**BIRTHDAY CAKE**

||||| ||| —

**UNCLE SAM**


— — ||||| — — — — —

**LINCOLN**




HALLOWEEN

..    uu    c>u    7-    <|    ||-|    ^u



HALLOWEEN

//    ..u    ^>>    ==    "    u    ~~~~~




GEORGE  
WASHINGTHUMB

—    ^    ..    u    "    c-    - <    |




VALENTINE

- -    <    |||    |||




PILGRIM



PILGRIM




EASTER  
BUNNY






# FLOWERS


















# MORE THUMBS





# THIS AND THAT



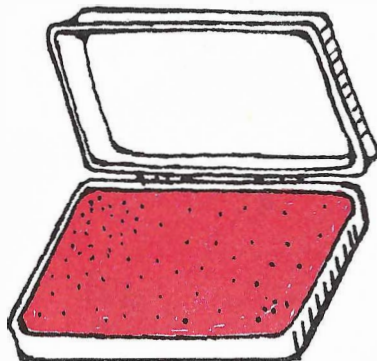


# WAYS TO MAKE PRINTS


FOR THIS BOOK I USED A STAMP PAD I BOUGHT IN THE 5 AND 10




A METAL  
BOX.



A DAMP,  
INKY SPONGE  
INSIDE.




I PRESSED  
MY THUMB ON  
THE PAD.



THEN I PRESSED  
MY THUMB ON  
THE PAPER —



I LET THE  
PRINT DRY—




THEN I  
DREW ON IT.


YOU CAN PAINT YOUR THUMB WITH WATER COLOR OR POSTER PAINT AND STAMP IT.



YOU CAN MAKE YOUR OWN PAD FROM A SPONGE OR A FOLDED CLOTH SOAKED WITH FROSTING COLOR.




YOU CAN USE A CUT CARROT OR POTATO.



CUT

PAINT



STAMP

DRY

DRAW


YOU CAN DRAW A ROUND SHAPE OR MAKE A BLOB.




BLOB



ROUND  
SHAPE




PAINTED  
THUMB



STAMP  
PAD





CARROT



POTATO

- THERE ARE MORE THAN 4 BILLION THUMBS IN THIS WORLD.
- NO TWO THUMBPRINTS HAVE EVER BEEN FOUND THAT ARE JUST ALIKE.
- THAT MEANS THAT THERE IS NO OTHER THUMBPRINT IN THIS WORLD EXACTLY LIKE YOURS .
- I THINK THAT MAKES YOUR THUMBPRINT SOMETHING SPECIAL!



Ed Emberley 



**YOU CAN DRAW THUMBODY.**



**YOU CAN DRAW THUMBTHING.**



**Make pictures with your thumbprint. This book will show you how.**